



LATVIJAS
UNIVERSITĀTE
ANNO 1919

SILAM winter school results

Olga Ritenberga

olga.ritenberga@lu.lv

22.02.2013



Backward run

An idea:

to check possible source of birch pollen on the peak day

Measurement data:

From 2012_28_04_00 to 2012_29_04_00

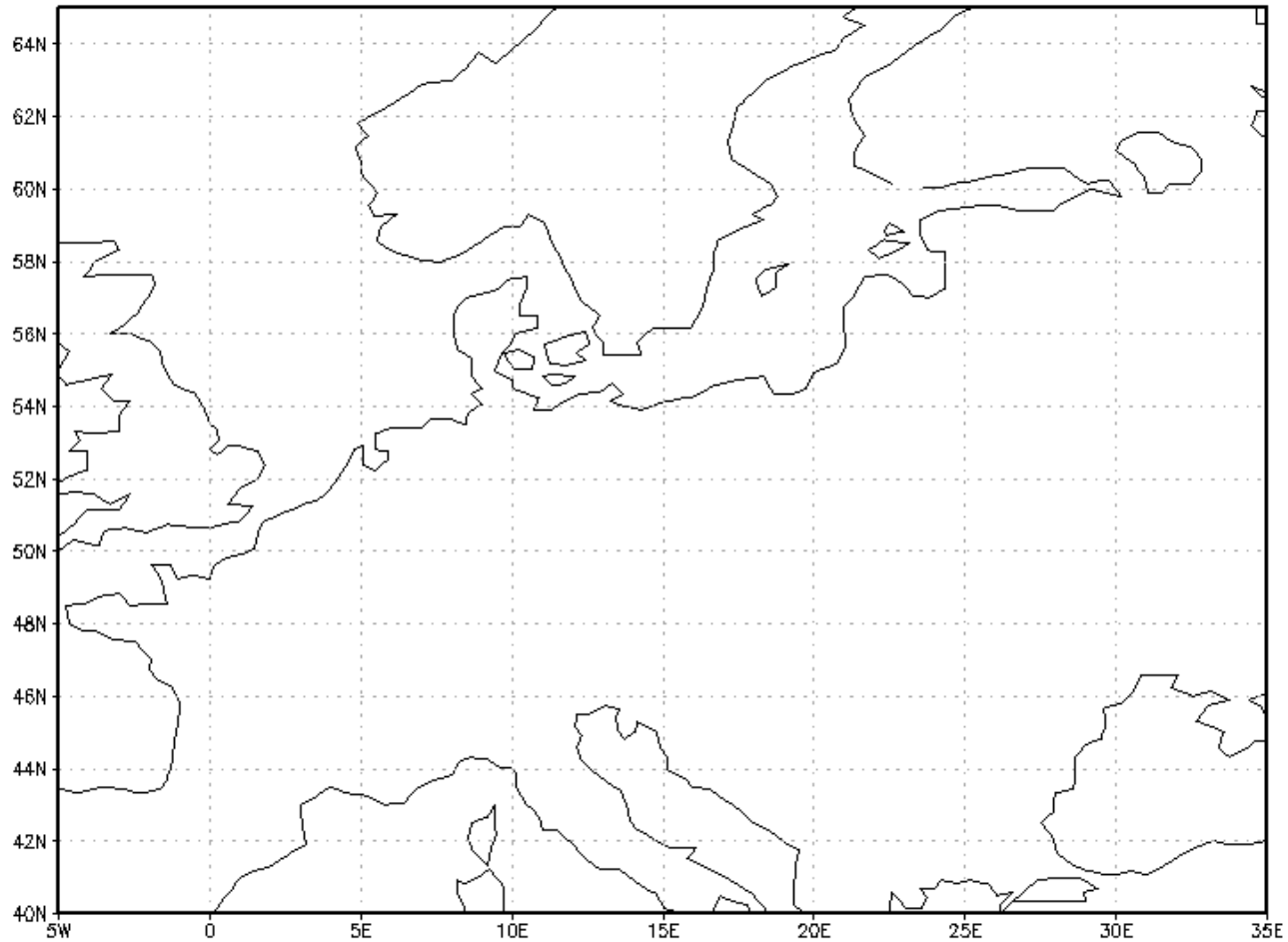
Potential source time:

-5 days

From 2012_24_04 to 2012_29_04



Potency of source for birch pollen, 2012 APR 24 00





Forward run

An idea:

To make a forward run for birch pollen season 2012 and compare with measurements.

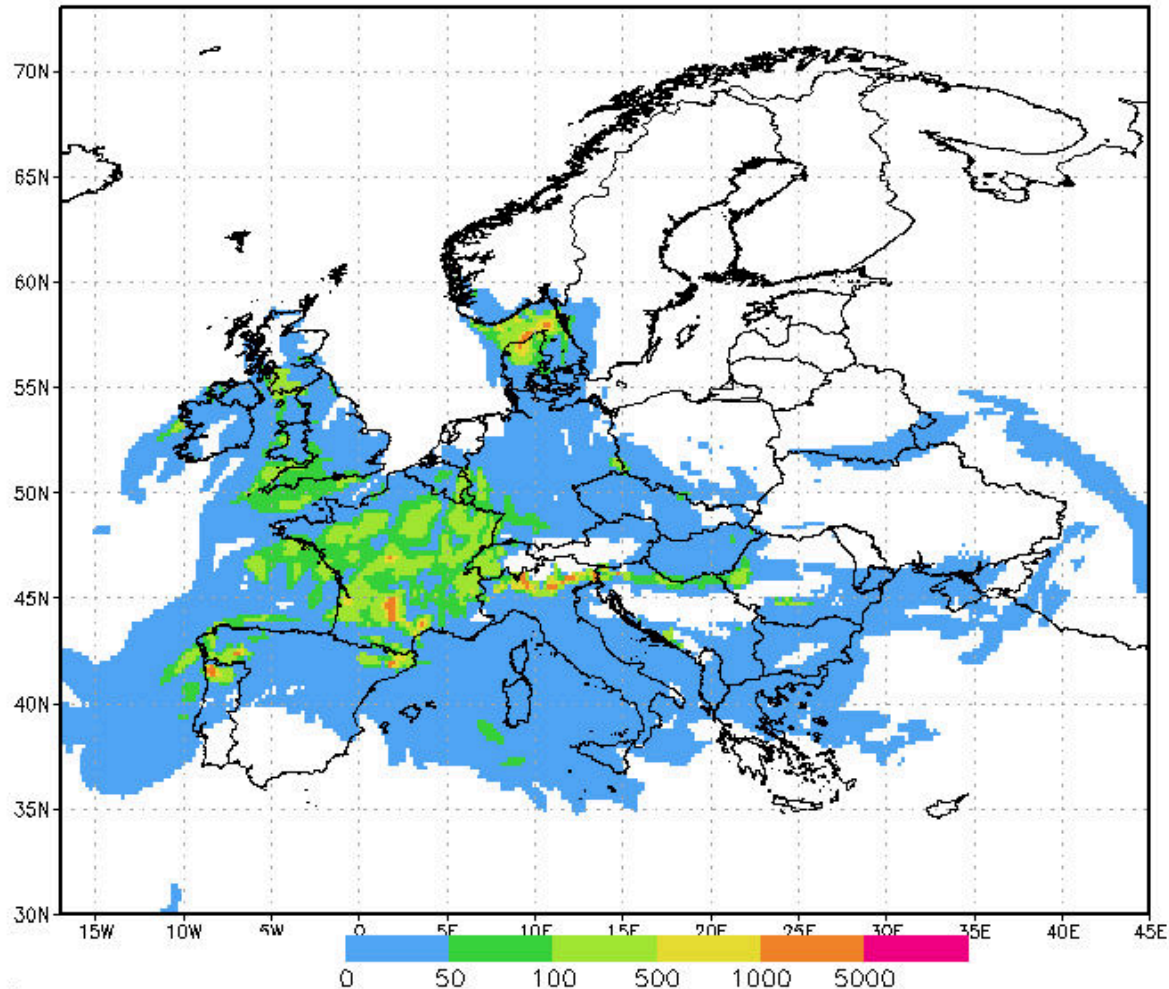
Time: Birch pollen season 2012 (01-03 to 20-06 used in the model)

Tasks:

1. To run a model (+make an animation using GraphicsMagick)
2. Get data for Riga station from the file (by extracting)
3. Compare with the measurements 2012

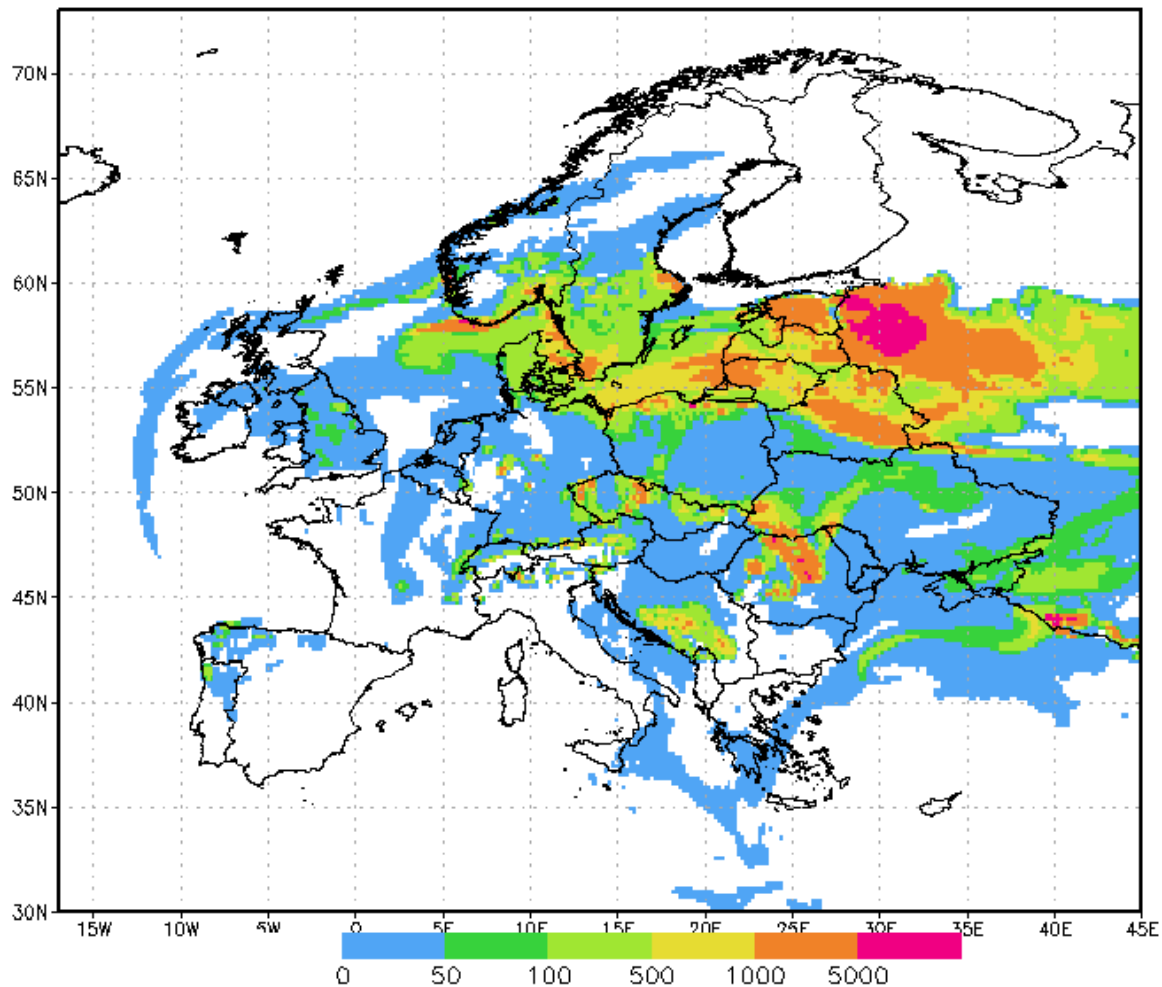


Concentration of birch pollen, grains/m³, 2012 APR 01 00





Concentration of birch pollen, grains/m³, 2012 APR 30 08



GrADS: COLA/IGES

2013-02-21-17:36

		1_2	2_4	4_6	6_8	8_10	10_12	12_14	14_16	16_18	18_20	20_22	22_24
4	25	1	3	1	6	3	12	42	51	62	57	49	22
4	26	37	69	73	72	58	93	163	284	321	592	784	1134
4	27	1751	1632	1733	1824	1219	1074	195	372	390	723	1087	1103
4	28	2016	2720	2680	1560	1823	1321	1572	1042	814	1219	1354	1720
4	29	2624	3259	2968	2427	2410	2359	1798	1586	1472	1512	1481	1458
4	30	1318	1254	869	279	231	157	645	410	318	348	392	493
4	1	964	1058	1012	978	1061	1292	238	62	51	63	109	461



Dear SILAM group!!!
thank you very much for teaching me
SILAM, GrADS scripts and pathes!!!

and also GraphicsMagic 😊!!!

All of you are VERY NICE!!!!

